



Mike Bernard Acadiana Chapter American Hibiscus Society



**Join us at the next meeting
Tuesday, July 2nd at 6:00pm
at the Ira Nelson Horticultural Center**

Wow! Can you believe it is July already? This year is zooming by and here we are at the extreme heat of summer. Being away for a week for the AHS National Convention, I came home to a bunch of heat stressed plants. A double drenching has them perked up a bit, but has made it evident that I need to get my plants re-located and my drip system set up. Watch your plants. If they seem to be stressing in the heat, try to move them to areas where they get a little relief from the sun for a portion of the day. Convention was great! Such a wonderful time with wonderful hibiscus friends hosted by the Conrad-Sunrise Chapter in Boca Raton, Florida. Some of the highlights will be noted in the newsletter and Jennie Marcantel will have a recap at this month's meeting. Hope to see you there! Ann



Bloom Contest

We did not have a winning photo at the June Meeting, so we will be selecting two photos at the July Meeting. Each attending member can enter two photos in the contest.



Mini Bloom Show

Bring your blooms to the meeting. We will have a Mini Bloom Show. Each member can enter up to 2 blooms in each of 3 categories: Single-Double-Miniature.

Happy Birthday!!



Doug Trahan	Bera Smith
Barbara Messina	Jim Faulk
Lorraine Kizziar	Katherine Schmidt
Carolyn Cormier-Stoute	




Congrats to Head Table Winners from our Chapter

Space City Show, June 2, 2013



New Year's Day
Open Collector Sweepstakes
Deb & Nick Spencer



Swamp Cloud
Best Open Collector Single
Mark & Theresa Gore



Goin' Steady
Best Open Collector Double
Buddy Short



Magician
Best Miniature Double
Deb & Nick Spencer

Lone Star Show, June 9, 2013



Tahitian Imperial Topaz
Open Collector Sweepstakes
Deb & Nick Spencer



Bon Temps
Best Open Collector Single
Jennie Marcantel



Persian Rug
Best of Show Single
Buddy Short



Starry Night
Best Open Collector Double
Deb & Nick Spencer



Moon Magic
Best Miniature Double
Deb & Nick Spencer



Tea's Tidbits

To Water or Not to Water

Too much water will kill a Hibiscus quicker than not enough. The roots absorb water and send it and nutrients up through the stem to the leaves and buds. The leaves then respire or release the moisture. If the soil remains wet, the roots will not be able to process the water and they will drown or become infected. When the foliage doesn't receive moisture, it wilts. Not droops. It wilts. It is not uncommon to see a plant suffering from Wilt disease and automatically want to water the plant. Stop! Step away from the watering can! Move the plant to shade, gently squeeze the pot and pull the pot away from the rootball. Let the plant dry before returning it to the pot. You might want to loosen the roots and use a fresh pot with dry soil once the rootball has had a chance to air.

Trim the brown wilted leaves and if the damage is severe, snip off the ends of each branch, remembering to cut at a 45 degree angle just above an outward facing node (knobby looking growth). For additional step-by-step instructions, visit HiddenValleyHibiscus.com, on the left click on Disease, on the right click on Wilt. There are pictures of Wilt which would help you identify the problem. Hopefully, your plant will not be featured!

Wilt is a fast killer so act quickly. If you catch it at the start, air drying the roots might save it. If the disease has matured, you need to follow the suggestions in the Hidden Valley article which explains organic as well as chemical treatments.

Now, get out there and don't overwater! Theresa Gore



Upcoming Events

MBAC Meeting - July 2nd

New Member Barbecue & Meeting - July 28th

NOLA Mini Show & Ice Cream Social - August 11th

MBAC Meeting - September 3rd

MBAC Meeting - October 1st

MBAC Meeting - November 5th

AHS Membership Meeting - November 8th-10th



AHS Convention Notes from Ann

The 2013 AHS National Convention has been reputed to be one of the best ever. We had a great time visiting with hibiscus friends mixed with society business. Carolyn and I found a little time





to slip away to the beach with Joyce Melebeck Thursday morning before the convention kicked off. Thursday evening after dinner everyone had a

great time "Painting with Juliette and Hunter" as we found out whether we had talent or not.



Saturday afternoon found the majority of the conventioners heading to the home and gardens of past AHS President, Eddie Griffith, for lunch and a garden tour.



Yes, there were even plants on the roof!

Now to business.....

No more Mini List. If a bloom fits through a 5-inch ring on show day, it should be entered as a miniature. If not, it should be entered as a regular bloom.

The Nominating Committee was formed to identify people wishing to be on the 2014 Election Ballot. Jennie Marcantel was appointed to represent our chapter. If you are interested in running for a national office, let Jennie know.

Fall Meeting 2013 will be held in Tampa, Florida.

Convention 2014 will be held in Lafayette, Louisiana. Yes, it will be our time to show a **Bon Temps Cajun Style** to the AHS.

Awards! Congratulations!!!!

SOTY 2013 went to Dragon Flirt hybridized by Cindy Erndt. 2nd, 3rd, and 4th place went to Dupont Nursery and Father Gerlich for Storm Front, Queen of Dreams, and Snow on the Mountain, respectively.

2012 Louisiana Gold Seal Sweepstakes Awards

Amateur - Lata Johnson

Collector - Joyce & CJ Melebeck

Open Collector - Mark & Theresa Gore

Commercial - Dupont Nursery

The 2013 Harry Goulding Grafting Award was awarded to Jim Gedicke.

Red Stick Chapter was awarded the Norman Reasoner Award for the most amateur exhibitors during the 2012 show season.

I was surprised and honored to receive a 2013 President's Award for Excellent Service as AHS Executive Secretary.

Jennie will have more information on the convention at the meeting Tuesday Night.



Buddy's Blooms and Things

By now this blistering South Louisiana heat is taking its toll on your plant collection. It's tough enough just keeping them watered but then to top it off this is also a time of year when certain critters remind us that they are alive and well. Typically our #1 critter in this hot steamy climate is spider mites so be on the lookout. Look for those yellow blisters on your leaves and take action immediately. Theresa gave you some great advice last month so follow her lead. She said to lay your pot on its side and blast away with the hose under those leaves to drown out those mites. If that doesn't totally do the job then hit them with an insecticide made especially for mites. Those can be easily found at most stores.

After our meeting last month many of you came up to me and asked me to put down on paper some of the comments that were made concerning proper watering and repotting of Dupont plants. Obviously I am glad to do so.

First it should be noted that all Dupont nursery plants are coming out of a perfect environment and yet we expect them to perform just as well for us as they did in the nursery greenhouses. That's a lot to ask of a plant.

Here are a couple of facts provided by the nursery. Please take note! Nursery plants are grown in mixes that are prepared for maximum drainage. The nursery gets by with that type of mix because they water and feed their plants every day. It should further be noted that their plants are watered from the bottom up which means that the root tips are getting moisture every day. The water flows over the roots and then ideally, it's gone. We, on the other hand, water from the top down and on many occasions moisture does NOT reach the bottom of those pots thus the root tips never get any moisture. Not good if you want maximum performance. So, What to do?

Danny Dupont told me recently at the New Orleans show that the average chapter member purchasing plants should remove the plant from the pot, remove some or most of the nursery mix from around the roots, and repot those plants in your own mix. He said by doing this that your plants would perform a lot better for you and should retain at least some of that moisture throughout our blistering summer months.

If you still have a few Dupont plants in their original mix then do this immediately if you don't have adequate time to do the repotting. Put water in a big bucket and submerge your plant until all bubbles have gone away. This will insure that your plant is thoroughly watered until you can repot to a better mix.

I actually learned this by accident when I bought pots with multiple plants in the pot. I would separate each plant which removed a lot of the original nursery mix and then I would repot into my own mix. All of those repotted plants are doing fantastic. Sometimes you just get lucky.

OK, that's your tips for the summer. Watch out for those bugs and pay close attention to the potting mix that your plants sit in. If you pay close attention to those two points then even in this heat your plants should continue to perform for you.....good blooming everyone.....Buddy

**if any of this is not clear then please contact me immediately 232-2446 or email at buddy@shortfinancialgroup.com. I want to help you.



2013 New Member Chapter Barbecue
Sunday, July 28th
11:00am – 3:00 pm

Mark your calendar! Our annual New Member Chapter Barbecue will be Sunday, July 28th from 11:00am to 3:00pm at the home of Buddy and Kathleen Short. The chapter will provide the meat, soft drinks, beer, and water. Doug Trahan will be bringing his delicious jambalaya. Please let us know what side or dessert you would like to bring either by signing up at the meeting or by emailing me at ann@acadianahibiscus.com. As usual we will be inviting our friends from the Red Stick and New Orleans chapters to join us. We will also have associate members traveling in from Texas. Group photos will be taken in the shade this year!



MBAC Officers

President ~ Ann Peltier ~ 337-781-4992 ~ ann@acadianahibiscus.com

Vice President ~ Carolyn Cormier-Stoute ~ 337-962-7175 ~ carolyn.a.cormier@chase.com

Secretary ~ Jennie Marcantel ~ 337-824-5602 ~ bluesbabyj@hotmail.com

Treasurer ~ Buddy Short ~ 337-278-0946 ~ buddy@shortfinancialgroup.com